

ELEMENTS OF VIBRATION.
ASSIGNMENT

①

Figure 2.11 shows a simple pendulum attached to a spring of stiffness k ,
a) obtain the differential equation of motion for the system
b) determine the natural frequency of oscillation.

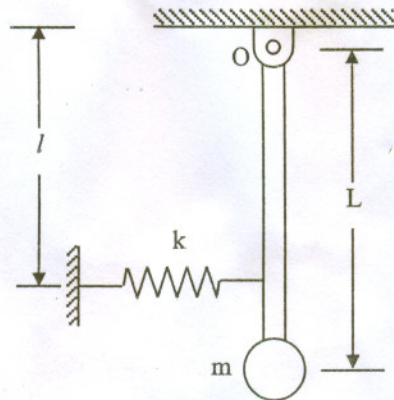


Fig 2.11.

②

Figure 2.14 shows a pendulum where the weight of the connecting rod is W_R and the weight of the pendulum bob is W_B . Obtain
a) the differential equation of motion
b) the natural frequency
c) the period of small oscillations of the pendulum

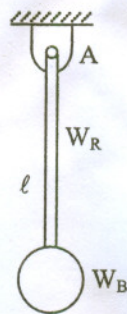


Fig 2.14

③

A massless cantilever beam PQ of length L fixed at P and fastened to a spring k and a mass M at Q.
a) obtain the differential equation of motion for a small vertical motion of M
b) find an expression for the frequency of oscillation.

Fig. 2.9: The configuration is shown in Fig.2.9

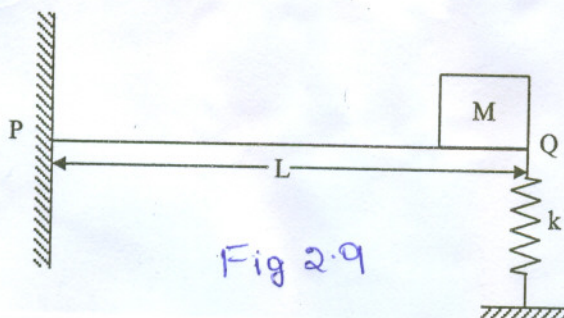
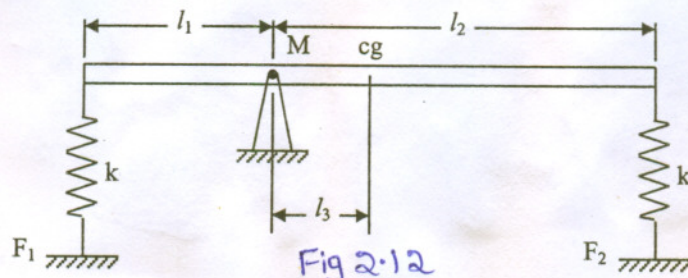


Fig 2.9

4

A uniform bar pivoted at point M resting on springs of equal stiffness k at each end as shown in Fig. 2.12.

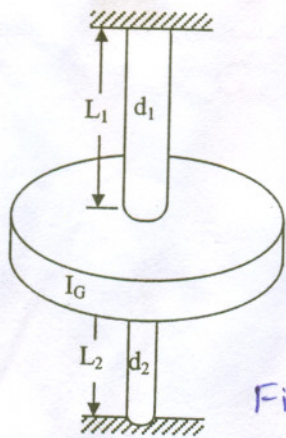
- a) obtain the differential equation of motion
- b) determine the natural frequency of oscillation.



5

Figure 2.17 shows a torsional vibration system in which the disk having a mass moment of inertia about its axis I_G is fastened to shafts of different d_1 and d_2 and the shafts are fixed at both ends. Obtain

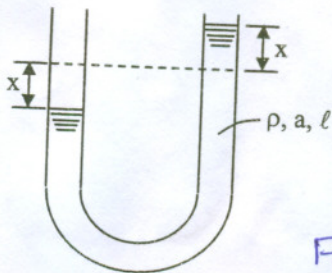
- a) the differential equation of angular motion
- b) the natural frequency of angular vibration.



6

Figure 2.15 shows a U-tube manometer used for measuring gas or liquid pressure. The cross-sectional area of the manometer is A , the total length of the column of liquid is l , and the density of the liquid or gas is ρ . The viscosity of the liquid or gas is negligible. Obtain

- a) the differential equation of motion for the U-tube manometer
- b) the period of oscillation



7

Fig. 2.16 shows a uniform rigid disk of radius r rolls without slipping inside a circular track of radius R . Obtain
 a) the differential equation of motion for the system
 b) the natural frequency of the system.

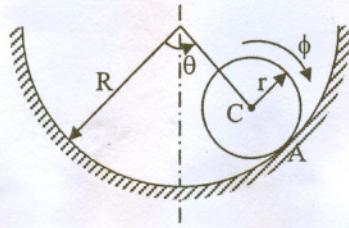


Fig 2.16

8

Determine the natural frequency of angular oscillations of the simple pendulum shown in Fig.2.18 if
 a) the mass of the rod m_r is negligible
 b) the mass of the rod m_r is not negligible

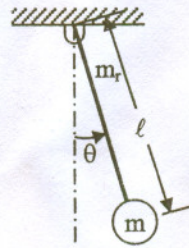


Fig 2.18

9

Determine an expression for the natural frequency of the system shown in Figure 2.22 using the energy method.

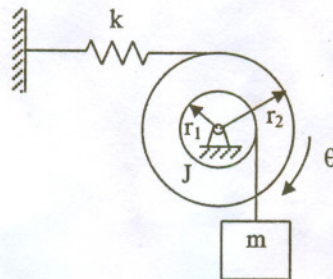


Fig 2.22

10

Determine the steady state response of the system shown in Fig.3.8. The uniform bar has a length of l , mass m and is pinned at point O. The stiffness of the linear spring is k . The bar is subjected to the moment $M = M_0 \sin \omega t$ as shown.

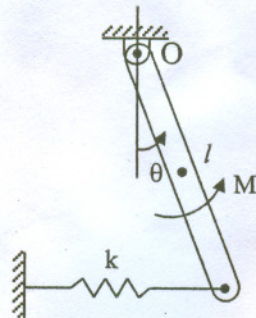


Fig 3.8

11

Figure 2.29 shows a semi-circular shell of mass M and radius R rolling from side to side without slipping. Use the energy method to determine the natural frequency of vibration of the system.

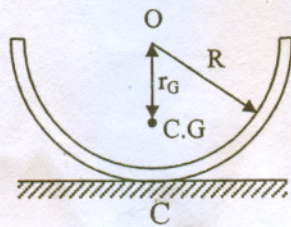


Fig 2-29

12

Figure 2.31 shows the mass M hanging from a cord attached to the homogeneous circular disk of mass m and radius r . To restrain the disc from rotating, a spring of linear stiffness k is attached at a radius b from the disc's center. Determine the natural frequency of oscillation of the system when the mass is displaced downward from the equilibrium position.

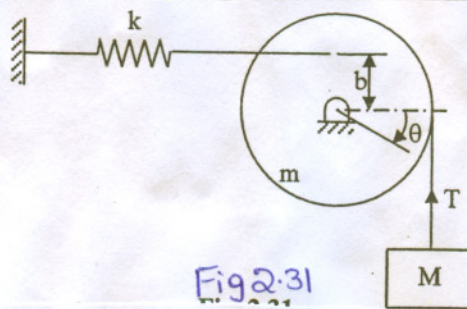


Fig 2-31

13

A uniform cylinder of mass m and radius r rolls without slipping as shown in Fig. 3.10. Determine

- the differential equation of motion
- the frequency of free vibration.

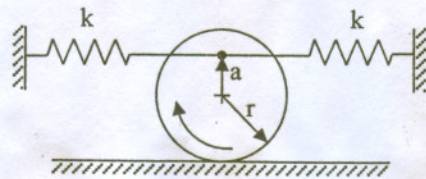


Fig 3.10

14

Determine the natural frequency of oscillation for small displacements of a semicircular homogeneous disk of radius r and mass pivoted at its center O as shown in Fig. 2.23.

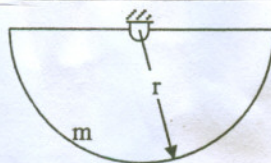


Fig 2-23

15

For a single degree of freedom forced undamped system, $k = 50$ lb/in, $m = 0.2$ lbs²/in, and $F = 15$ lb. The forcing function has a circular frequency of 19.76 rad/sec. The initial conditions are $x(0) = 2$ inches and $\dot{x}(0) = 1$ in/sec. Determine

- the frequency ratio
- the amplitude of the forced response
- the displacement at $t = 5$ seconds.

16

A single degree of freedom damped spring mass system has a weight of 20 lb, spring stiffness of 50 lb/in, and damping coefficient of 3.94 lb s/in is subjected to a harmonic force $F = 100 \sin 12.692t$ lb. The initial conditions are given as $x(0) = 1.5$ in and $\dot{x}(0) = 0$. Obtain an equation that describes the displacement of the mass as a function of time.

17

An electromechanical machine system weighing 25 lbs is subjected to a harmonic excitation having a maximum value of 15 lbs and a frequency of 200 cycles/min. Design an appropriate lightly damped spring mass support system for this machine such that the machine does not collide in its movement given that the clearance for the vibrational displacement or the clearance of the machine is 1.5 in.

18

For an undamped single degree of freedom spring-mass system, $m = 10$ kg, $k = 500$ N/m, $F_0 = 40$ N and the forcing frequency $\omega = 18$ rad/s. The initial conditions are $x(0) = 0.01$ m and $\dot{x}(0) = 1$ m/s. Determine

- the frequency ratio
- the displacement of the mass at $t = 1$ sec.